

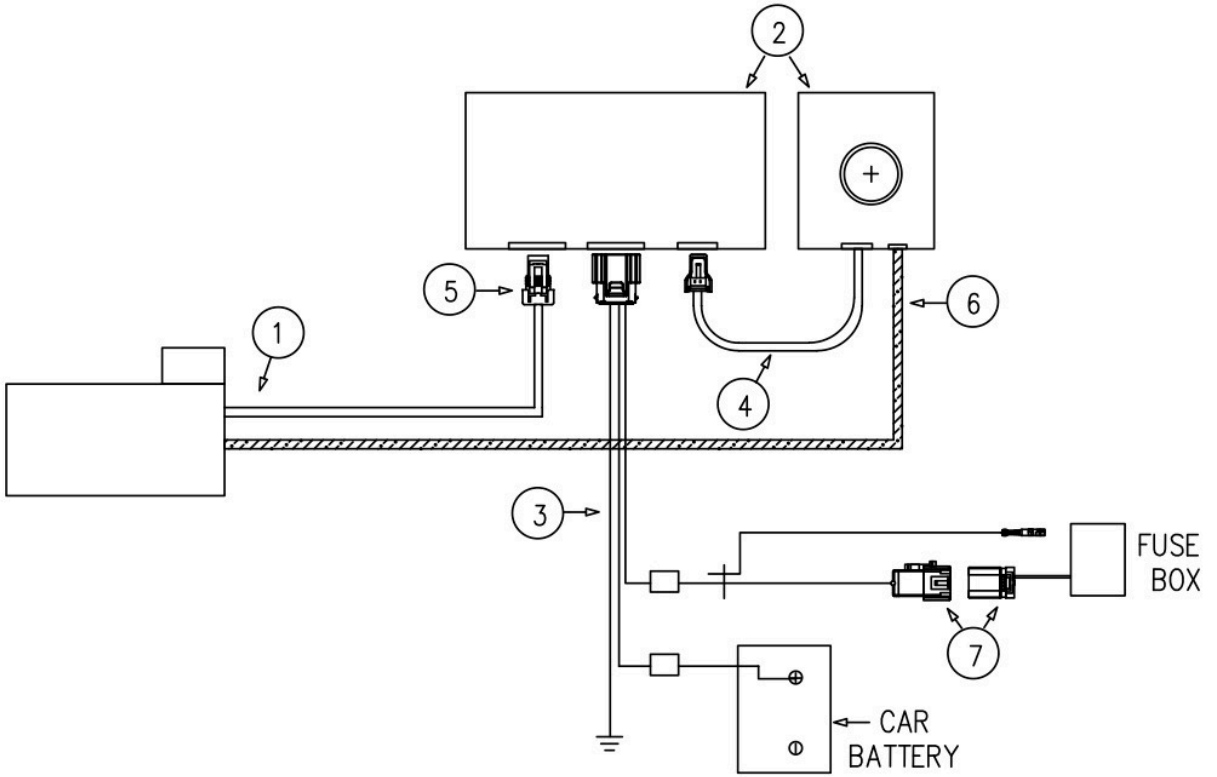


Install Sheet for Air Compressor

www.mopar.com



NOTE: Swing gate trim panel clips need to be replaced before trim panel is Re-installed after display/control panel is attached. Use clip PN 68672513AA in all locations (15 clips required).
NOT INCLUDED IN THIS KIT


























CALL OUT	DESCRIPTION
1	COMPRESSOR UNIT WITH PIGTAIL
2	DISPLAY/GAUGE PANEL ASSY WITH ECU
3	POWER WIRE HARNESS
4	GAUGE AND DISPLAY WIRE HARNESS
5	MOTOR CONNECTOR TO ECU
6	HOSE, MOTOR TO GAUGE AND DISPLAY PANEL
7	CONNECTORS FOR IGNITION TRIGGER



CALL OUT	DESCRIPTION	QUANTITY	PART NO.
1	COMPRESSOR UNIT WITH BRACKET AND PIGTAIL	1	
2	DISPLAY/GAUGE PANEL ASSY WITH ECU	1	
3	POWER WIRE HARNESS	1	
4	MOTOR CONNECTOR TO ECU	1	
5	CONNECTORS FOR IGNITION TRIGGER CIRCUIT	1/ITEM	
6	CABLE TIES	30	
7	RETAINER	1	
8	RIVETS	7	
9	COMPRESSOR OPERATION LABEL STICKER	1	
10	USER'S MANUAL	1	
11	GAUGE PANEL FITMENT CUTTING TEMPLATE	1	
11A	SWING GATE TEMPLATE	1	
11B	REAR WHEEL ARCH TEMPLATE	1	
11C	QUARTER TRIM PANEL TEMPLATE	1	
11D	SWING GATE TRIM PANEL TEMPLATE	1	
12	BOLTS,NUTS, AND WASHERS	6/ITEM	
13	DUAL OUTLET BLUE AIR HOSE WITH BAG,NOZZLE SET	1	
14	MAIN HARNESS CONNECTOR	1	
15	EDGE BITER CLIP	2	
16	ARROW CLIP (HELLERMANN)	2	
17	PUSH PIN CLIP	8	
18	NOZZLE ADAPTOR 1	1	
19	NOZZLE ADAPTOR 2	1	
20	NOZZLE ADAPTOR 3	1	

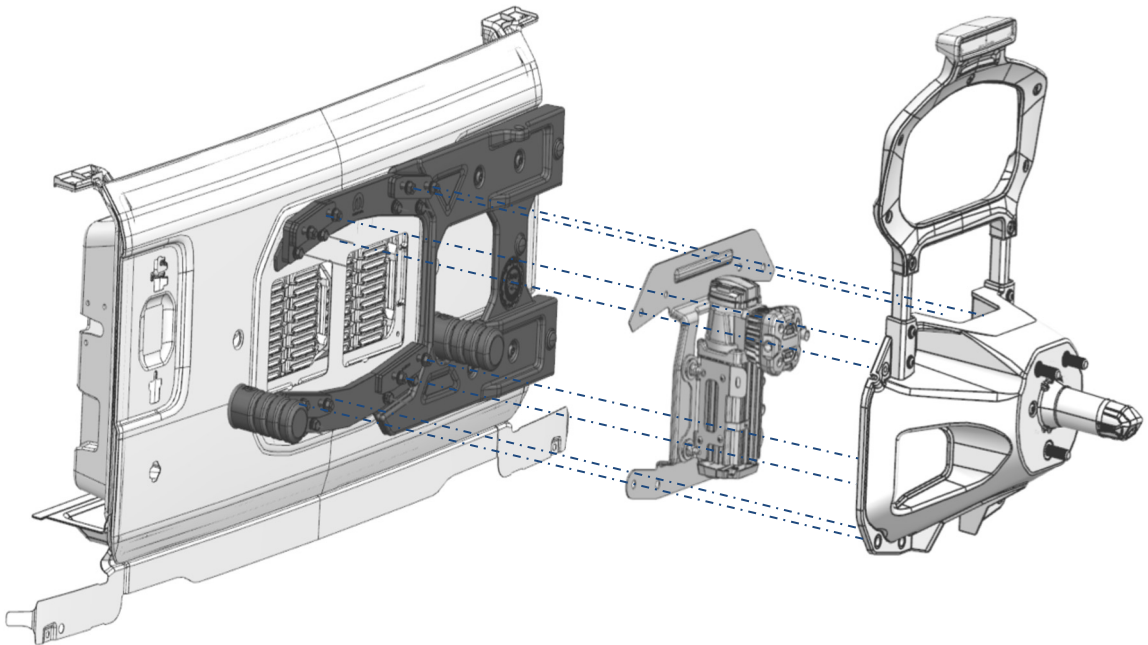
Document Revision History

Date	Section	Summary of Changes Made	Notes
01/18/2023		Initial release	

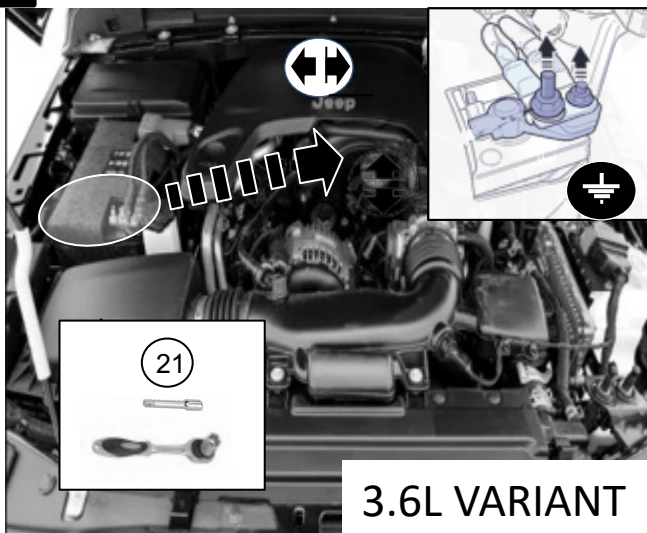
 <p>18</p>	 <p>19</p>	 <p>20</p>	 <p>21</p>	 <p>22</p>
 <p>23</p>	 <p>24</p>	 <p>25</p>	 <p>26</p>	 <p>27</p>
 <p>28</p>	 <p>29</p>	 <p>30</p>	 <p>31</p>	 <p>32</p>
 <p>33</p>	 <p>34</p>	 <p>35</p>	 <p>36</p> <p>5.0 mm dia.</p>	 <p>37</p>
 <p>38</p> <p>7.0 mm dia. (1/4 inch dia.)</p>	 <p>39</p> <p>5/8 inch</p>	 <p>40</p> <p>Anti Corrosion Pen</p>		

For accessories present on vehicle please refer to individual installation instructions for details of removal and torques as required.

For installation with spare tire mount bracket (82215355A\$) and/or reinforcement bracket (82215356A\$), mount the compressor bracket as shown below.



1




2




3




4




5




6




7



8




9




10




11




12




13




14



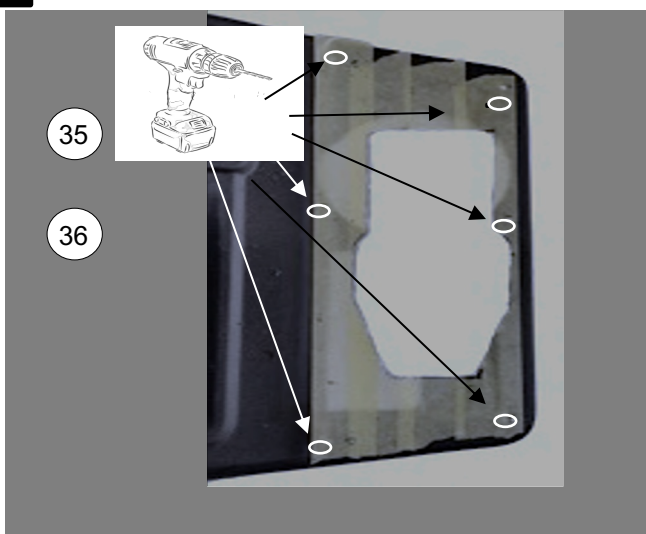
15




16



17




18




19



20



21



22



23



24




25




26




27




28



29



30



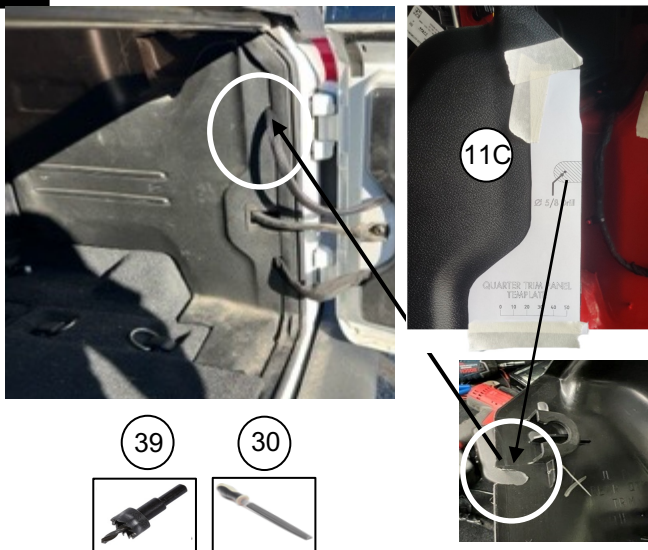
31



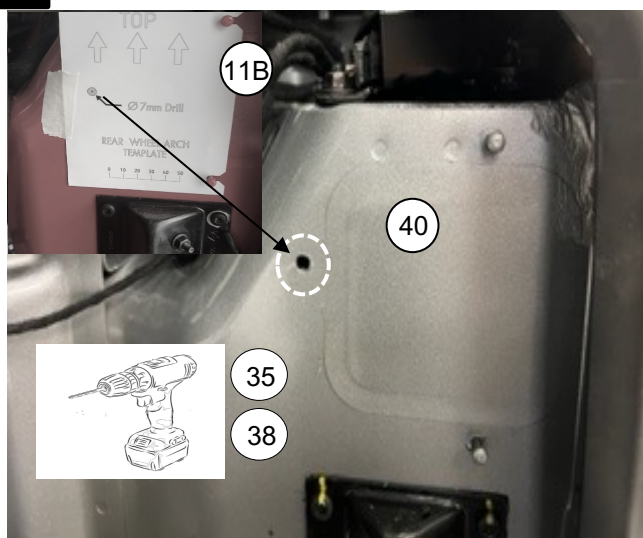
32



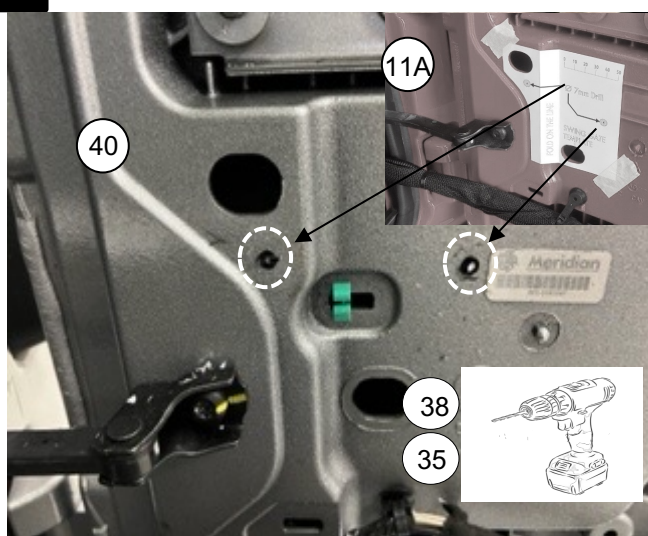
33




34



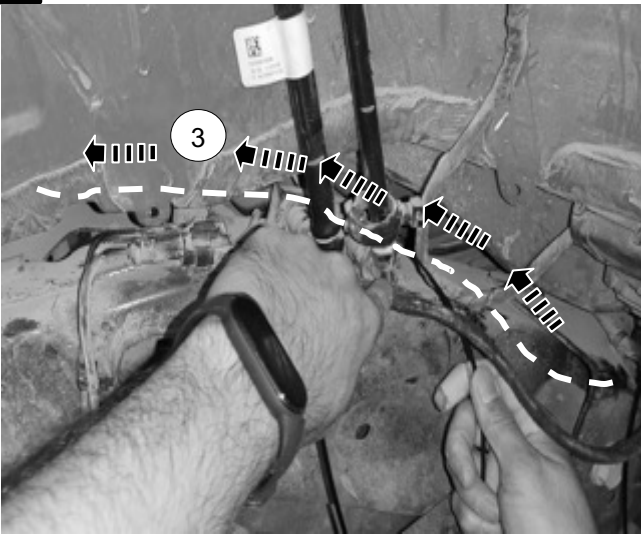
35




36



43




44




45



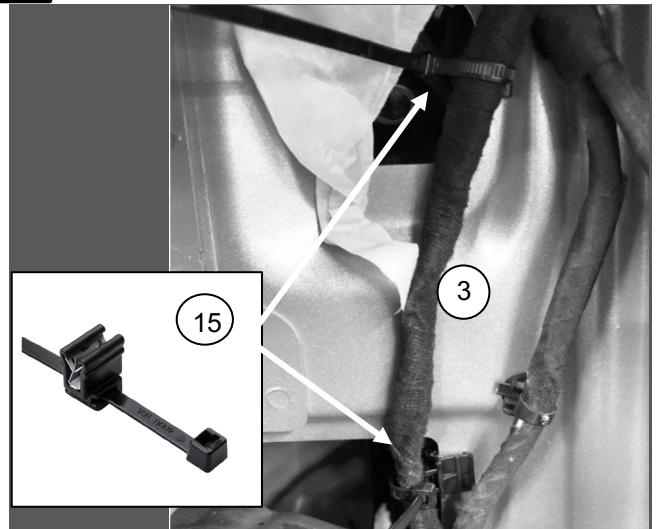
46




47




48




49




50



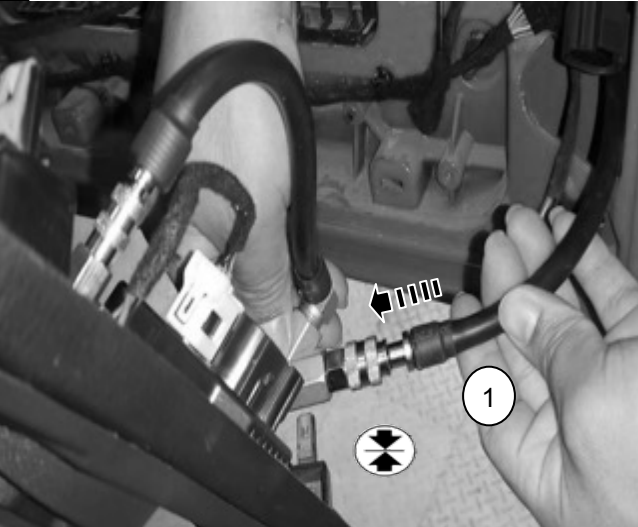
51




52




53




54



55



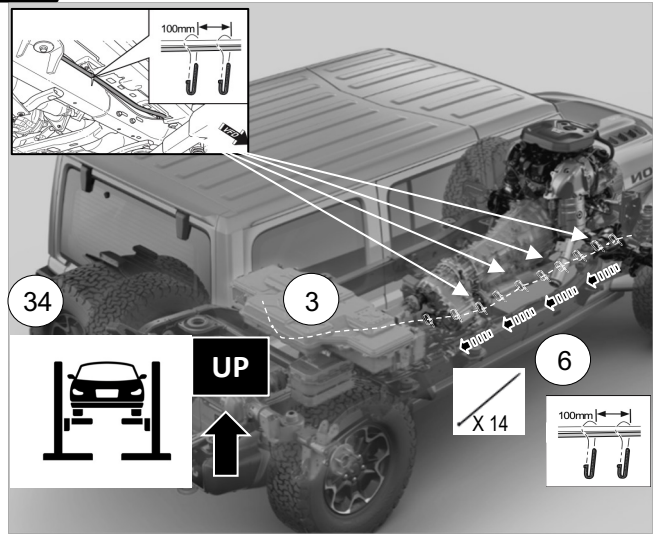
56




57




58




59




60



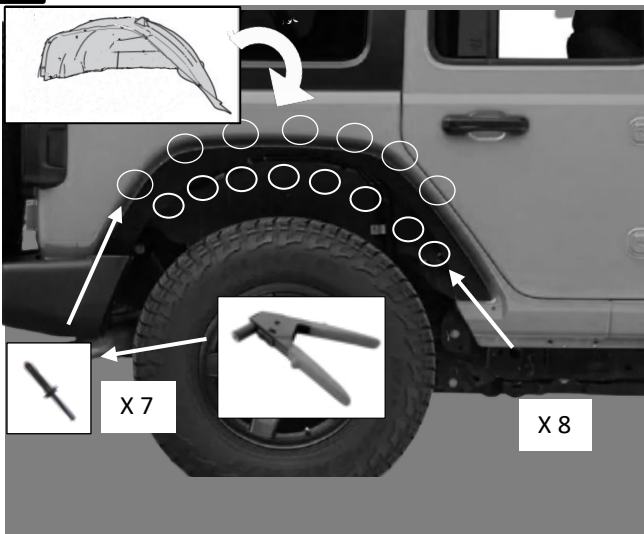
61




62




63




64




65




66




67




68




69



70




71



72




73



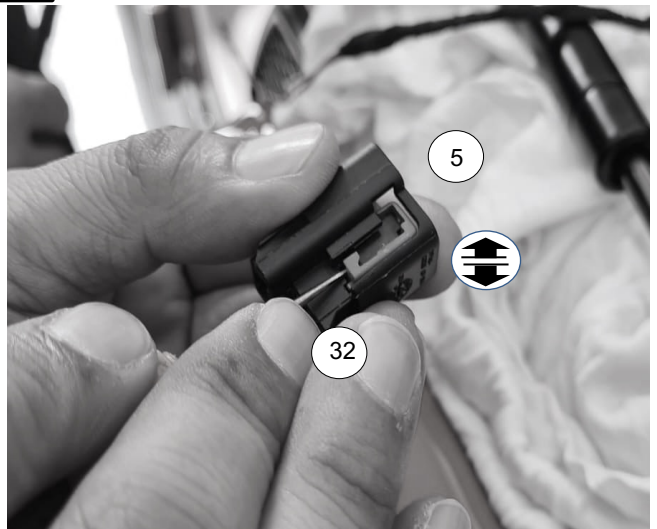
74




75




76



77



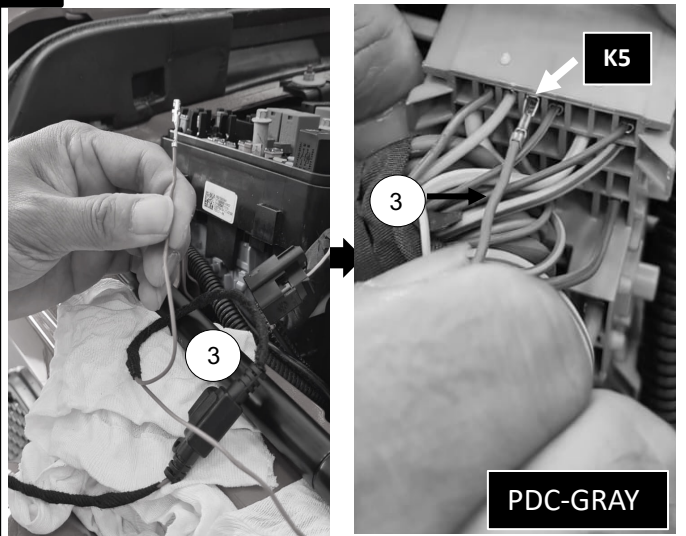
78




79




80




81




82




83




84




85




86





87




88




89




91



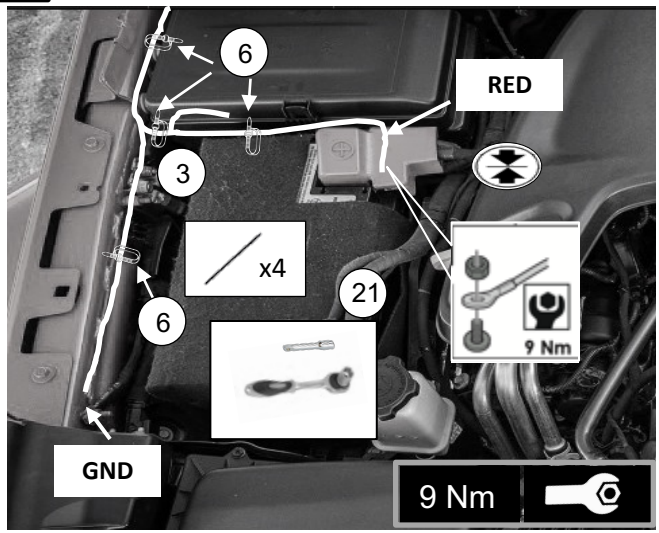
92



93




94




95



96



97



98




99



100



101



102

